

Please sign in, and out.

Please turn your phones off.

Please refrain from taking photos.

**Please do not go into the
children's toilet area.**

**Please assemble on the playground
if the fire alarm sounds.**

Thank you!

Phonics Workshop

Phase 4

What is phonics?

Phonics is a way of teaching children to read and write.

Children learn the phonemes associated with graphemes. They blend them for reading and segment them for writing.

Phoneme = the smallest unit of sound in a word.

Grapheme = letter.

Blending = children read/say/hear the separate sounds in a word and blend them together to make the whole word.

Segmenting = children say/hear the whole word and say every separate sound they hear.

Anima Phonics

At Hook Infant School, we use Anima Phonics, which is accredited by the Department for Education. This is split into phases. In the Spring term we cover Phase 4.



Phase 4

Children can apply their phase 2 sounds for this phase, and they will now revise them and use them in consonant clusters. The clusters we focus on are ...

sl, sp, sn, sw, sc, bl, cl, fl, fr, gl, gr

When children say individual sounds (phonemes), it is very important to articulate them accurately and to make sure there is no schwa ('uh' sound at the end – e.g. say mmmmmm rather than muh).

Visit the Soundboard on Anima to hear the sounds.

<https://phonicsresources.net/Online/Resources/SoundBoard1/>

Reading and writing words

Children gradually build up the length of words they can read and write.

VC = vowel consonant e.g. it

CVC = consonant vowel consonant e.g. tin

CCVC = consonant consonant vowel consonant e.g. step

CVCC = consonant vowel consonant consonant e.g. pots

Children will only be expected to read and write words where the graphemes (letters) make the phonemes (sounds) that have already been taught.

Rainbow words

Rainbow words are common words that contain sounds children might not yet know.

Phase 4 Rainbow Words

go

no

into

put

he

she

you

they

we

be

all

Real words and alien words

Children will be expected to read real words and alien words. Alien words are words that are not real. Children should still be able to read them using their phonic knowledge and should also identify that they are alien. We do this by playing Buried Treasure (treasure or Trash), Obb and Bob, or an online game.



Phonics lessons at school

At school we have 5 whole class Phonics lessons a week, and many other Phonics activities.

In a Phonics lesson, the children have time to revise what they have already learnt as well as learn new sounds. It is very important to constantly revise what children already know. Both during the lesson and in classroom activities, children are given the opportunity to apply what they know, either through reading activities or games.

You can help at home by doing short sessions with your child as often as possible. A quick 5 minute game every day will help your child to make better progress with reading.

Handwriting

Anima has handwriting families. Every child has brought home a letter formation booklet.

The only way for children to become really good at correct letter formation is to practise, practise, practise ...

In the Spring term, we do Funky Fingers. Children learn correct handwriting formation and complete other activities to improve their small motor control. A favourite activity is Dough Gym. You could do this at home by going onto YouTube and searching for videos for 'dough gym' or 'dough disco'.

Writing

By the end of the year, your child should have attained the Early Learning Goal for writing...

- **Write recognisable letters, most of which are correctly formed;**
- **Spell words by identifying sounds in them and representing the sounds with a letter or letters;**
- **Write simple phrases and sentences that can be read by others.**

Children's INDEPENDENT writing is used for this.

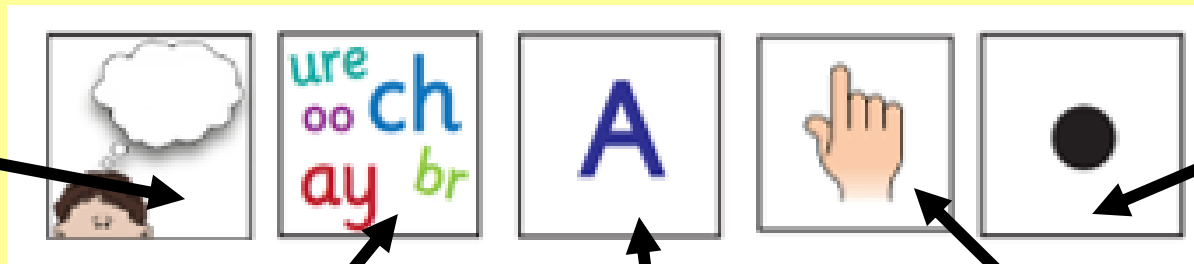
The Fine Motor Skills Early Learning Goal (ELG) is used when we assess handwriting.

- **Hold a pencil effectively in preparation for fluent writing – using the tripod grip in almost all cases;**
- **Use a range of small tools, including scissors, paint brushes and cutlery;**
- **Begin to show accuracy and care when drawing.**

How we teach writing

This term, we are encouraging the children to write a sentence.
We use this visual to support the children.

Think about
what you are
going to
write.



Use a full
stop at the
end.

Choose the
right phonic
sounds for
your words.

Remember to
use a capital
letter at the
beginning.

Remember
finger spaces.

Ideas for games

The best place to get ideas for games is Pinterest. If you search for Phonics Phase 4 games, you will get a good selection.

You can adapt the ideas depending on whether your child is learning sounds or reading words.

Here are some ideas ...



You could write sounds or words on rocks, then collect them with a dumper truck.


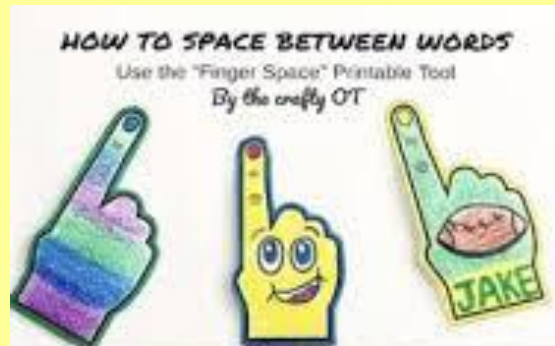



If you use sounds, you could try and make words. If you use words, you could read them, make them into a sentence, or sort real and alien words.



Make pictures, or find objects, that are cvc (dog), ccvc (slug) or cvcc (melt) words. Children can then write the word, or use it in a sentence.

The dog is brown .
cat red

Write words on cards – swap some of them and
read the sentence again.



Finger spaces are VERY important. You can remind children about them in different ways.

Useful places

There are lots of apps and ideas available that are helpful for children. Try to make sure you have checked it out first and that the phonemes are correctly articulated. Some American apps and sites don't teach phonics the same way we do and may not be accurate.

Anima Phonics website

Nessy website and apps (including Hairy Phonics)

Reading Eggs - website

Teach your monster to read - website

Phonics Play - website

Phonics Bloom - website

Alphablocks videos (BBC – can be found on CBeebies iPlayer, YouTube and DVD)

Mr Thorne phonics / Geraldine Giraffe (YouTube)

Hook Infant School website and Facebook page

Anima website

Most of the Anima website is subscription only, but there are some resources you can access without a subscription ...

Early Worms – <https://www.animaphonics.com/earlyworms.html>

This is Phase 1 phonics. There are lots of oral segmenting and blending ideas, which are still relevant throughout the whole of Year R. These can be found in the 'seven aspects' section.

Soundboard and a few games – <https://www.animaphonics.com/soundboard.html>

Phase 2 songs – [Phonics Songs for Teachers | Anima Phonics - ANIMA PHONICS](#)

A4 frieze -

https://www.animaphonics.com/uploads/9/2/6/9/92698508/a4_printable_frieze_23s22.pdf

School website –

https://www.hookinfants.co.uk/website/year_r/294884

Hook Infant School Year R Facebook Page –

<https://www.facebook.com/Hook-Infant-School-Year-R-311362443122757>