

Welcome to Year 2



Infant School

Year 2 Classes



Penguin Class



Miss Tamblin
KS1 Phase Leader and
Penguin Class Teacher



Mrs Ruffman
LSA



Owl Class



Mrs Cox
Teacher



Mrs Wilson
LSA



Puffin Class



Mrs Miller
Teacher



Mrs Simpson
LSA

Flamingo Class



Mrs Greatrex
Teacher



Mrs Coombs
LSA



Additional Teachers

Mrs Freeman
Teacher



Mrs Hannan
Deputy Head



Miss Cooley
Teacher



Support Staff



Mrs Ross
Inclusion



Mrs Walters
SENDCO



Mr West
ELSA



Mrs Cornfield
SALT



Mr Campbell
Caretaker

Our School Values



Teamwork Tiger


Hook Infant School Values



Kind Koala



Persevering Panda



Respectful Rabbit



Courageous Cat

What your child will need...

- Book bag to fit into your child's drawer.
- You can include a plastic reading folder or a bottle holder to keep reading book clean and dry.
- A plastic, named bottle, containing only water please.
- School clothes, PE clothes and coat to be named.
- Named lunch box if having packed lunch in school
- Fruit or vegetable snack is provided in school.




Year 2 Daily Routine

- PE twice a week
- Phonics daily
- Reading and writing
- Maths
- Non-core



Books

Just like Year One children will complete their work in exercise books.



Autumn 1 2024 – Amazing Adventures

English

Reading

- To accurately read words of two or more syllables.
- To develop their comprehension and response to texts.
- To read words accurately without overt sounding and blending.

Writing

- To form their letters on the line correctly, starting and finishing at the right place.
- To correctly demarcate their sentences with a capital letter and full stop.
- To use adjectives to form expanded noun phrases.
- To use 'and' and 'because' to extend their sentences.

At home you could:

- Continue reading with your child on a regular basis.
- Ask your child questions on what they have read.
- Practise retelling and writing stories split into beginning, middle and end.
- Ensure your child is forming their letters correctly when writing.

Maths

- To count to and across 100 forwards and backwards.
- To partition numbers into tens and units.
- To find ten more and ten less of a number.
- To use the greater than, less than and equals symbols $<$ $>$ $=$.
- To count in steps of 2, 5 and 10.
- To find different combinations of coins that make the same amount.
- To add and subtract numbers.
- To compare and measure different lengths.

At home you could:

- Partition numbers (e.g. 64. $60 + 4$ or $10 + 50 + 2 + 2$)
- Practise recognising odd and even numbers.
- Find ten more and ten less of a number.
- Continue a number pattern (e.g. 2, 4, 6, 8, ... 5, 10, 15, ... 10, 20, 30 ...)
- Practise 2x, 5x and 10x tables.
- Order items depending on length, width or size.

Our Curriculum

Science

- To recognise and sort things that are alive, have never been alive and were once alive.
- To learn the seven life processes for all living things.
- To understand simple food chains.
- To name a range of habitats and discuss adaptations some animals have made to live in these places.

At home you could:

- Identify which plants and animals live in your garden.
- Sort items to show they are alive, not alive, were once alive or never alive.

Geography

- To recognise key places on a simple map.
- To develop an understanding of the UK school.
- To recognise the difference between physical geographical features.

At home you could:

- Draw a map of the route you take to school.
- List human and physical features in the area around your house.

- Use lego to explore, make and improve simple designs.

At home you could:

- Make a list of rules (for example ones that you have at home or road safety rules).
- Discuss our school values and ways these can be shown outside of school.

DT

- To explore and use mechanisms (wheels and axels).
- To design, build and evaluate.

At home you could:

- Make a vehicle with moving wheels and axels out of junk.

PSHE

- To recognise their own strengths.
- To understand why rules are useful.
- To explore their identity.
- To know how to keep their teeth clean important.
- To recognise what makes a good friend

Computing

- To type simple sentences confidently using the space bar, enter and caps lock.
- To design and make their own maze game.
- To fix problems in their work (debug).

At home you could:

- Research different topics, for example: www.bbc.co.uk/schools/scienceclips
- Play some games that require you to use the directional arrows on the keyboard to move.

Music

Following the Charanga music scheme:

- To explore pitch, pulse and rhythm.
- To compose their piece using a song.
- To perform their work.

At home you could:

- Listen to a range of classical, contemporary and popular music.
- Clap to the beat of the music.
- Ask your child to perform a song or rhyme to you.

RE

- To identify and talk about thankfulness.
- To recognise how the concept of thankfulness is expressed by Christians at Harvest and Sikhs during Baisakhi.

At home you could:

- Make a list of what you are thankful for.

PE

- To be able to confidently move in different ways.
- To be able to balance on different parts of their bodies.
- To move with control.

At home you could:

- Practise balancing and moving with control.
- Practise following instructions to complete a route.
- Practise throwing and catching a ball.

School Website

Hook Infant School

Select Language Search... Login

Hook Infant School

Every Child, Every Day, Every Future

Home Information Prospective Parents News Gallery Curriculum Calendar Special Needs & Disabilities Safeguarding

Our Green School Contact Support Our School Report online

Welcome to the Hook Infant School website. We hope that you will find this site useful and that it will give you an overview of some of the exciting activities that happen at our school. We aim to ensure that all children achieve their potential and feel safe and happy in our care.

Although we are a large school we work hard to create a small school feel by knowing our children and their families well and making them feel special. At our last OFSTED inspection in March 2015 we were rated as Outstanding. All of our dedicated and skilled staff work hard to ensure the children achieve their best and work in partnership with parents to succeed in this aim. We believe that it is important that all children in our school experience a rich and varied curriculum which is stimulating and interesting and which is delivered in a variety of ways.

Should you like to visit us to learn more, we would be delighted to welcome you, so please contact our office to arrange a visit.

[Read more...](#)

Curriculum Statement
Year R
Year 1
Year 2
Phonics
SDP overview
SEN
Accessibility
Maths
Science
PSHE
PE
Religious Education
Trailblazer
Dennis the Dog (Canine Assisted Learning)
Computing
Purple Mash

Home Information Prospective Parents News Gallery Curriculum Calendar Special Needs & Disabilities

Our Green School Contact Support Our School Report online safety concerns

Website admin dashboard

Curriculum

[Curriculum Statement](#)

[Year R](#)

[Year 1](#)

[Year 2](#)

[Welcome to Year 2 and Curriculum Maps](#)

[Maths Rocket Challenge](#)

[Spellings](#)

Welcome to Year 2 and Curriculum Maps

The Year 2 team work together to provide a stimulating learning environment that enables all the children to reach their full potential. Through developing an open and enquiring attitude to the world around them, Year 2 prepares its pupils for the opportunities, experiences and responsibilities for life in and around school. The children are encouraged to become as independent as possible and are invited to nominate their peers to become a School Council member to represent the views of all the children in our school.

Please have a look at our half termly curriculum maps.

[Read more...](#)

YEAR 2 Autumn 1 2024 - Amazing Adventure	
English <ul style="list-style-type: none">• To read to and access for pleasure• To accurately read words of two or more syllables.• To develop their comprehension and responses to texts.• To read words accurately without overt sounding and blending.• To know their letters on the line correctly, starting and finishing at the right place.• To correctly demonstrate their sentences with a capital letter and full stop.• To use adjectives to form expanded noun phrases.• To use 'and' and 'because' to extend their sentences.	Maths <ul style="list-style-type: none">• To count to and across 100• To partition numbers up to 100• To find ten more and ten less• To use the greater than, less than and equals symbols (>, <, =)• To read different number lines• To add and subtract number• To compare and measure
Science <ul style="list-style-type: none">• To understand life cycles of different animals - human, butterfly and frog.• To compare different habitats.	Geography <ul style="list-style-type: none">• To recognize the places on a map• To develop an understanding of the world.

Phonics in Year 2

- Phonics is taught each morning for 20-30 minutes with our Anima scheme.
- Most children are remaining in their same classes and will be assessed frequently by the class teacher and LSA.
- Phonics now moves away from learning new sounds and onto spelling rules and adding prefixes and suffixes to words.
- The children will be assessed in the Autumn Term on their phonics and placed appropriately onto the reading scheme.

Reading



- We aim to hear the children read twice a week. This can change during assessment periods.
- We encourage children to read at home on a **daily** basis.
- Children are taking home 2 books - a phonics reader and a shared reader book. **These will be changed on a Tuesday and a Friday.**
- Rainbow word book

My Rainbow Word Book



This book includes all of the rainbow words children are expected to be able to read by the end of their time at Hook Infant School. Teachers will check these words with your child while they are reading with them. To help your child with their learning at home please practise reading and recognising these words. Your child will need to continue practising a page until it has been signed off in school.



Our reading scheme

- The reading scheme books are organised into coloured book bands according to their difficulty level and skills required to read them. Language within these boxes is progressive as your child moves through the band.
- Each colour band has a range of genre - fiction, non-fiction and poetry.
- Children move through the reading scheme as they progress through the phonics scheme they are learning in class.
- 3 reads approach - decoding, fluency and comprehension.
- Shared reader books are chosen by the children - aim is to read these together at home. Encourages the pleasure for reading.



HERE'S THE IMPACT OF READING 20 MINUTES PER DAY!

A student who reads

20:00

minutes per day

will be exposed to
1.8 MILLION
words per year
and scores in
90th PERCENTILE
on standardized tests

A student who reads

5:00

minutes per day

will be exposed to
282,000
words per year
and scores in
50th PERCENTILE
on standardized tests

A student who reads

1:00

minute per day

will be exposed to
8,000
words per year
and scores in
10th PERCENTILE
on standardized tests

Guided Reading

- Continue with guided reading sessions to teach specific reading skills.
- Guided reading sessions will be marked in your child's reading record along with the title of the book.
- The emphasis in these sessions is to continue to support them with strategies to help them with unknown words, comprehension based questions and discussing the layout of the text.



Helping your child to read



Checking understanding:

- What has happened in the story so far? Can you retell the story in the correct sequence and in your own words?
- Who are the main characters?
- Where did the character live?
- Why couldn't Cinderella go to the ball?
- What did Cinderella do when her stepmother and sisters left the house to go to the ball?

Helping your child to read – more advanced skills to develop

- How is Cinderella feeling at the beginning of this story? Why do you think she feels this way?
- Can you describe Cinderella?
- How would you feel if you were treated in the same way as Cinderella?
- Predict what you think is going to happen next. Why do you think this?
- Have you read any other stories that have similar characters to this one? If so, which story was it and what happened?



Reading and phonics



We use a range of skills when we are reading. We look at the shape of the word, the context of the word, the letters used, clues from pictures and the phonetic alphabet...

Which is why we can read this...

According to research at Cambridge University, it doesn't matter in what order the letters in a word are, the only important thing is that the first and last letter be at the right place. The rest can be a total mess and you can still read it without problem. This is because the human mind does not read every letter by itself, but the word as a whole. Amazing huh?


Writing



The writing curriculum is broken into 3 elements;

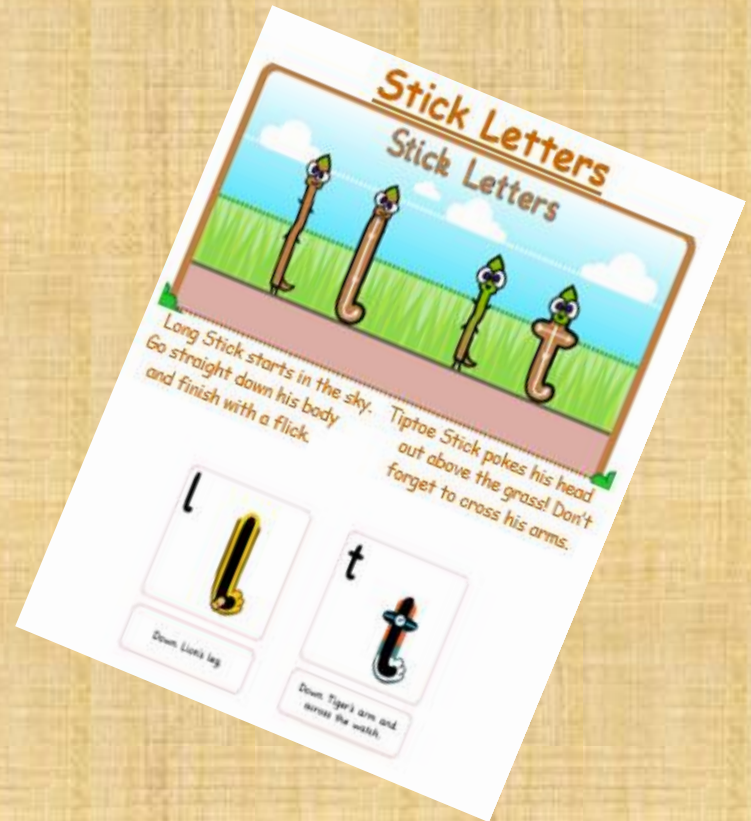
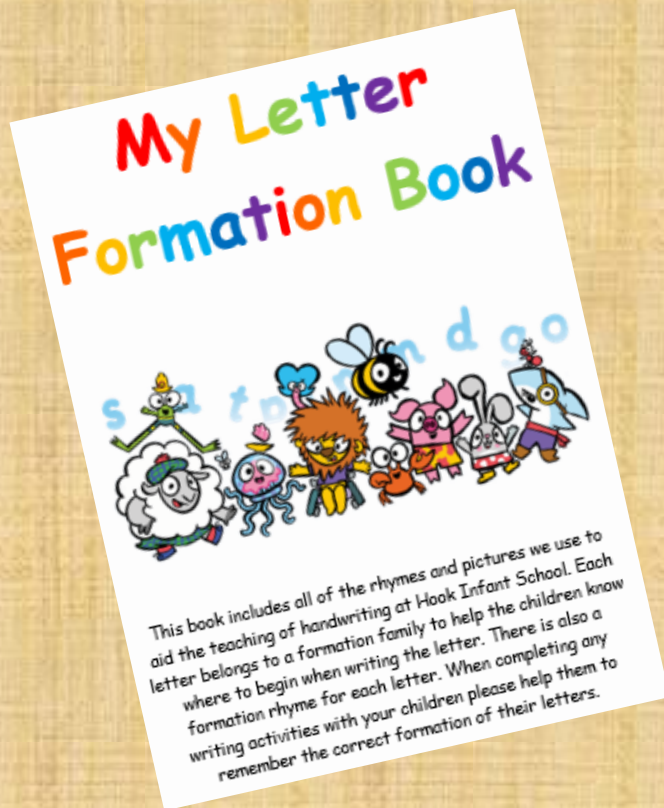
- Transcription - spelling and handwriting
- Composition- articulating ideas and structuring sentences with fluency
- Vocabulary, grammar and punctuation

Our writing is based around books and exploring texts linked with our topic each half term. Feel free to explore our topics through additional texts at home too - the more ideas the children have, the more confident they will feel when thinking up their own sentences.



Handwriting

Letters must be formed correctly, with correct sizing and sitting on the line in Autumn term. We then begin to teach joined writing in Spring term.



Spellings



- Children will get new weekly spellings to take home and learn in their red spelling book. These will link to the spelling rules we have been learning in our Phonic sessions.
- Spellings will be tested on a Friday and given out on a Friday.
- The children are encouraged to:
look, say, cover, write, check

Set on: 15.09.23 Tested on: 22.09.23 Focus: c with a o u, k with e i y there has because like came correct keen skin	Set on: 22.09.23 Tested on: 29.09.23 Focus: compound words by love once playground farmyard weekend bedroom toothbrush
Set on: 29.09.23 Tested on: 06.10.23 Focus: un- prefix here come ask unhappy unkind unlock unwell unfair	Set on: 06.10.23 Tested on: 13.10.23 Focus: -ing suffix school once love hunting going jumping saying thinking
Set on: 13.10.23 Tested on: 20.10.23 Focus: -s -es house because has dogs wishes catches spends misses	Set on: 20.10.23 Tested on: 03.11.23 Focus: -ed suffix come ask push looked needed helped turned jumped

Maths

- Counting in 1s 2s 3s 5s and 10s
- Addition and subtraction including recalling related facts
- Recognise inverse operations
- Multiplication
- Division through sharing, grouping and multiples
- Write and recognise simple fractions of quantities and shapes
- Tell the time to nearest 15 minutes
- Use coins to make the same amount
- Name and describe 2D and 3D shapes

Maths Rocket Challenges

Challenge 1: When you are out, can you create a tally of how many different coloured cars you see? Can you make a graph when you come home showing how many were red, how many were silver etc?



Challenge 2: Find 8 different leaves outside and order them from smallest to largest. Can you use a ruler and measure them in cm? Is there anything else you can order in terms of length?



Challenge 3: Practise marching up the stairs counting in your 2 times tables. What number did you reach? As you march down the stairs, try counting them backwards. Did you get back to 0?



Challenge 4: Ask a grown up for a food item that can be shared easily, e.g. raisins, orange segments, chocolate buttons, grapes etc. Count out 24 items. Explore how many ways 24 items can be shared into equal groups. You might share them between teddy bears e.g. share 24 between 2 teddy bears, then 3 teddy bears, then 4, and 5 etc. What did you find out?



Year 2 Autumn 1 Maths Rocket Challenges

Please return to school by Friday 3rd November



Challenge 5: Collect 16 sticks from the ground. Collect 10 more sticks. How many have you got altogether? Write a number sentence to record your findings. How has 16 changed when we add 10 more?



Challenge 6: Collect up all the gloves in your house. How many single gloves are there? Match the gloves together. How many pairs of gloves do you have? If you can, record as a bar model/part whole model to show the relationship between halving and doubling.



Challenge 7: Find 20 items. Roll a dice. The number it lands on is the amount of items you take away. How many are left? Record the number sentence. Keep rolling and recording your answer until you get to 0. How many times did you have to roll the dice? What's the smallest amount of rolls you could have completed the game in?



Challenge 8: Find 5 empty containers (e.g. yoghurt pot, ice cream tub, jar). Measure how much water each container holds using millilitres. Can you order them?



Challenge 9: A cooking challenge! Ask a parent to help you find a recipe to make a meal or bake a treat of your choice. Can you help by weighing all the ingredients accurately? What was the biggest number you looked at in the recipe? What was the smallest?



Challenge 10: Ask permission to help your Mum or Dad serve a meal (This might work best with a circle shaped meal e.g. quiche, pizza, pie). Are you able to cut it into equal parts? What fraction did you find?



End of Key Stage Assessments

- The children are not required to take SATs in reading and maths.
- All end of year judgements will be made through teacher assessment.

Educational experiences

- Titanic Museum Experience - 6th November



School Clubs



Gymnastics
Judo
Wild Things
French
Little Voices
Football

PE

Owl and Puffin - Tuesdays
and Thursdays

Flamingo and Penguin -
Mondays and Wednesdays



Library

Children will continue to bring a school library book home each week. This is a book of their own choice.



Owl- Tuesdays
Flamingo, Penguin and
Puffin - Thursdays



Christmas and Easter



Year 2 will perform a Christmas production which will be held in the church.

We will be holding an Easter craft afternoon at the end of the spring term.

Summer production / leavers.

Keeping Up to Date

- Letters and notices
- Parents Evening October
- Website
- Parent mail
- School office

We need your help!

If you are able to give some of your time to help us in school it would be greatly appreciated.

Please see Mrs Lodder in the school office for a volunteer form and details about providing us with a DBS.



Every child matters

Children learn at different rates and through different experiences. We are here to ensure the progress of every child whatever their ability.



If you have any queries please make an appointment to see us.

THANK YOU

