











<p><b>Challenge 1: Money, money, money!</b> Can you create a coin number line? Have a blank number line. Can you draw or place coins on the scale to show their value? E.g. 1p would be at the very start, 2p just next to it, 5p a little further and so on.</p> 	<p><b>Challenge 2: Computer task!</b> Head over to <a href="http://ictgames.co.uk">ictgames.co.uk</a> and find 'Save the Whale'. Practise your number bonds to 10 by connecting the right pipe to save the whale. Good luck!</p> 	<p><b>Challenge 3: Shop game!</b> In your house can you create a shop. You can find items to pretend to sell and give them a value e.g. a teddy for 10p, a banana for 7p. Ask a grown up or sibling to help play. Take it in turns to be the shop keeper or buyer.</p> 
<p><b>Challenge 4: Colouring task!</b> Print some maths colour by numbers or create your own colour by number for someone in your family! There are lots on google images.</p> 	<p style="text-align: center;"><b>Year 2 Spring 1</b> <b>Maths Rocket Challenges</b> Please return to school by Friday 27<sup>th</sup> February</p>  	<p><b>Challenge 5: Dice!</b> Gather two dice (or one is enough if you cannot find two). Roll the dice and add the numbers together. Record the number sentences using the + and = symbols.</p> $\square + \square = \square$ 
<p><b>Challenge 6: Hit the Button</b> Play the <b>interactive game</b> Hit the button – see if you can beat your high score on another day! Link below: <a href="https://www.topmarks.co.uk/maths-games/hit-the-button">https://www.topmarks.co.uk/maths-games/hit-the-button</a></p>		<p><b>Challenge 7: Another cooking challenge!</b> Ask a parent to help you find a recipe to make a baking treat of your choice. Can you help by weighing all the ingredients accurately? What was the biggest number you looked at in the recipe? What was the smallest?</p> 
<p><b>Challenge 8: Shapes</b> Can you draw a <b>3D shape poster</b>? Think of 3D shapes you have learnt about in school. Once you have drawn them – can you practise writing the names of these shapes? Afterwards get a grown up to check your spelling! There are YouTube videos on how to draw 3D shapes.</p>	<p><b>Challenge 9: Get creative</b> and make a picture using only 2D shapes. What picture can you produce? To challenge yourself you could label the picture with which 2D shapes you have used and chosen, spelling them correctly.</p> 	<p><b>Challenge 10: Outdoor task!</b> Find some steps somewhere in your local area. Can you count how many steps there are – you can count forwards and backwards? Challenge yourself by counting up in 2 x tables afterwards.</p> 

Record the challenges in any way you choose. For practical tasks, adults may want to sign to say the children have completed it. Bring your work into school when it is all completed for a special certificate!