

High frequency words- phase 4
Point to the word...

Optional phase 3 and
5 flashcard videos.

from *have* *out* *went*

help *little* *when* *one*

some *said* *just* *there*

it's *what* *so* *come*

children *were* *do* *like*

High frequency words- phase 5.

Point to the word...

don't old about made I'm

asked house your Mr Mrs

very by make time put

their oh people could day


looked saw here called

aw



Say the rhyme: aw, aw, aw for saw.

The other digraphs that sound similar are



Read the 'aw' words. Use the sound buttons to help you.



paw



jigsaw



crawl




draw



straw

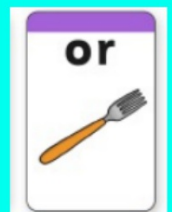
Where is the aw digraph in these words?

au




Say the rhyme: au, au, au for haunt.

The other digraphs that sound similar are




Read the au words.



haunt
● ● ● ●



author
● ● ● ●



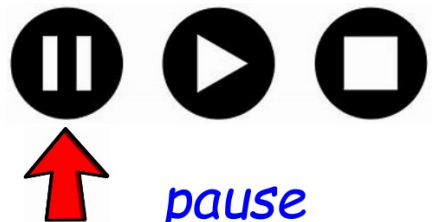
astronaut
● ● ● ● ● ● ● ●



sauce
● ● ● ●



applause
● ● ● ● ● ●




pause
● ● ● ●

Where do you find the au digraph in these words?

Can you find aw and au on the sound mat?

My Phase 5 Sound Mat



Write the aw and au words. Use the sound buttons to help you.



• • —



• • • • —




• • — •



• — • •



— — —



• • • • • — •

Write a sentence using 1 aw and 1 au word.