


**Welcome to Year 1**




Infant School

# Year 1 Classes



# Starfish Class





# Dolphin Class



# Seahorse Class





# Turtle Class



# Additional Staff



Mrs Rutherford  
PPA teacher



Mrs Ross  
SENCO  
PPA cover




Ms Heinneman  
Able child



Mrs Coombs  
Support staff



Mrs Mannering-Smith  
Support staff



Mr West  
Support staff



# Year 1 Daily Routine





# What your child will need...

- Book bag to fit into your child's drawer.
- Plastic reading folder to keep reading book clean and dry.
- A plastic, named bottle, containing only water please.
- A named PE kit (plimsolls or trainers, shorts, t-shirt, tracksuit bottoms and jumper). No earrings please on PE days.
- Coat - named please.
- Fruit or vegetable snack is provided in school.
- Named lunch box if having packed lunch in school.



# Dropping off and picking up

- Doors open at 8:35am and are closed at 8:45am.
- Please let the LSA or Teacher on the door know in the morning if your child is going home with someone else.
- Doors close and register is taken at 8:45am.
- Make your goodbye short and cheery where possible.
- School ends at 3.10pm.






# To Year 1 and beyond!

- Year R children work on objectives set by the Early Years Foundation Stage. In Year 1 most children will be working on objectives set by the National Curriculum and this continues into Year 2.
- The first part of this half term is organised for transition from EYFS to Key Stage 1.
- A week in Year 1 is a fairly busy one with English and maths being taught daily, so expect a few tired children for the first half term. Lots of early nights needed!
- If you have any concerns with how your child is coping, please feel free to discuss this with your child's teacher.

# Books

They will have all of their Year One work in exercise books.





# Reading



- In Year 1 we encourage children to read at home on a **daily** basis.
- We aim to hear the children read twice a week in school once the children have settled into the Key Stage 1 routine.
- Instead of word lists and word worms the children will have a word book. You can work through these with your child at your own speed and the teacher will check them at regular intervals.

# Our reading scheme

- The reading scheme books are organised into coloured book bands according to their difficulty level and skills required to read them. Language is progressive within a set of books so we ask the children to choose the next book in that set.
- Each colour band has a range of genre.
- Children need to experience a range of fiction, non-fiction and poetry within each book band.
- Children move a level when they are ready for the next challenge and have read a range of genre at their existing level.





# Guided Reading

- In the Spring term the children will begin guided reading sessions to teach specific reading skills.
- Guided reading sessions will be marked in your child's reading record with a stamp.
- The emphasis in these sessions is usually comprehension or understanding and the layout of the text.



# Reading at home

Hearing your child read is one of the most beneficial things you can do because...

- ✓ You are supporting and reassuring them.
- ✓ You are giving them a reason to read.
- ✓ You are building their confidence.
- ✓ You are helping them with a skill that is integral for life-long learning.
- ✓ You are spending time with your child.



# Helping your child to read

- Look at the pictures for clues.
- Sound out the word e.g. 'c-a-t', 'th-a-t'
- Use contextual clues. Read the whole sentence missing out the difficult word, and work out what could go in its place.
- Shared reading can be beneficial in building confidence and comprehension skills.
- And if your child is really struggling...tell your teacher!  
Reading should be fun, not a chore!





# Helping your child to read



## Checking understanding:

- What has happened in the story so far? Can you retell the story in the correct sequence and in your own words?
- Who are the main characters?
- Can you describe Cinderella?
- Where did the character live?
- Why couldn't Cinderella go to the ball?
- What did Cinderella do when her stepmother and sisters left the house to go to the ball?

# Helping your child to read – more advanced skills to develop

- How is Cinderella feeling at the beginning of this story? Why do you think she feels this way?
- How would you feel if you were treated in the same way as Cinderella?
- Predict what you think is going to happen next. Why do you think this?
- Have you read any other stories that have similar characters to this one? If so, which story was it and what happened?



# Phonics



- Phonics is taught for 20 minutes every day. Children are taught in similar ability groups.
- The children will continue to learn some new phonetic sounds including the trickier split digraphs for example the a\_e sound in made, came.
- The phonetic sounds are in the middle pages of their reading record for practise and support.
- There is a **Phonics booklet guide** available to view on our school website.



# Phonics Screening



- The government introduced a phonics screening assessment which takes place in June each year.
- This is not a reading assessment. Reading is about applying a range of skills and involves understanding of the words.
- Each child's knowledge of the phonetic alphabet is assessed.
- This entails decoding 40 words, 20 real words and 20 alien words using their phonics knowledge up to phase 5 of letters and sounds.

flods



groiks



strom



splaw




stin




proom



sarps



thend



index

turnip

waiting

portrait

We will advise you how your child has performed in the assessment when their end of year report is sent home. Children that do not reach the expected level are re-assessed at the end of Year 2.



# Reading and phonics



We use a range of skills when we are reading. We look at the shape of the word, the context of the word, the letters used, clues from pictures and the phonetic alphabet...

# Which is why we can read this...

Aoccdrnig to rseerach at Cmabrigde Uinervtisy, it deosn't mttar in waht oredr the ltteers in a wrod are, the olny iprmoatnt tihng is taht the frist and lsat ltteer be at the rghit pclae. The rset can be a total mses and you can sitll raed it wouthit porbelm. Tihs is bcuseae the huamn mnid deos not raed ervey lteter by istlef, but the wrod as a wlohe. Amzanig huh?

# Spelling

With the new curriculum spelling has a much larger emphasis than in previous years.



To be able to meet the end of Year 1 requirements children need to be spelling a range of high frequency and tricky words correctly in their writing.

Your children will be bringing home spellings to practise with you at home.

The spellings that your child will learn will be the high frequency words and tricky words for Year 1. They must know them all in order to move on to the next list.



# Mathematics

When transition is complete children will be participating in maths lessons on a daily basis during the morning.

The lessons will build upon work they have completed in Year R and will be fun and practical.



# Mathematics


## Main Year One Objectives:

- Counting 1 - 100
- Addition and subtraction to 20
- Counting in 1s, 2s, 5s and 10s
- Number bonds of 10 ( $10+0$ ,  $9+1$ ,  $8+2$  etc)
- Doubling and Halving
- Money - teach through experience!
- Time
- Shape and Space
- Simple division and multiplication
- **Booklet will be sent home outlining all objectives**



# Marvellous Maths

Part of the Year One maths curriculum involves children being able to mentally recall maths facts. During the second part of the academic year we will start 'Marvellous maths time' to encourage children to learn these facts. We will send home a topic for the marvellous maths time in reading records and any encouragement at home to learn these facts will be much appreciated.





# Trips

- Wisley Gardens trip in Summer Term, transport, entry and activities at Wisley will cost approximately **£14.00**.



# Christmas



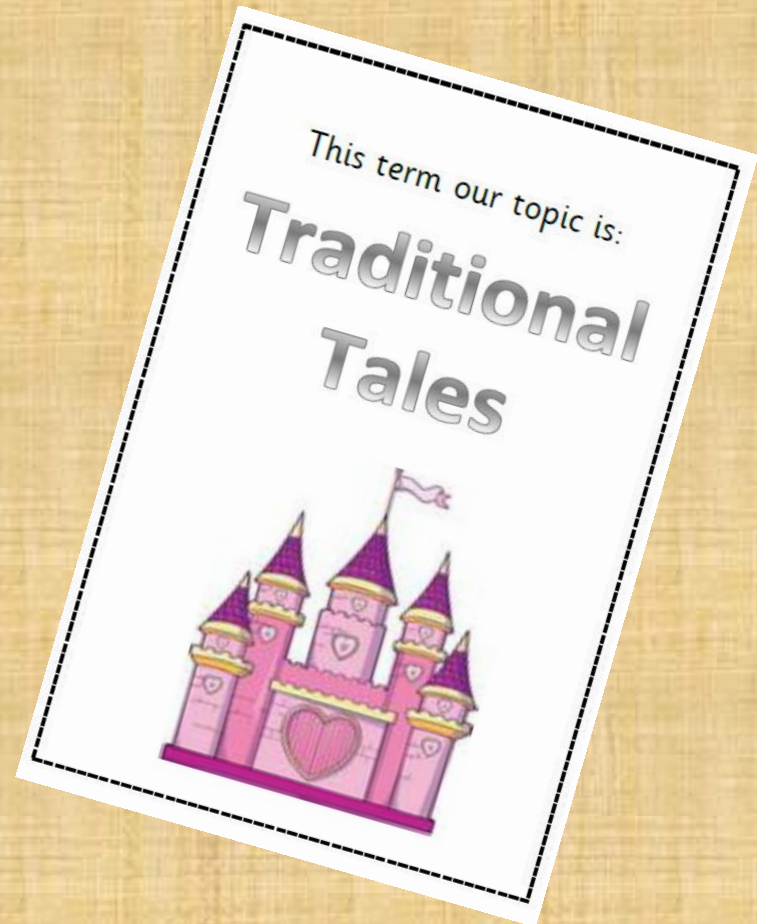
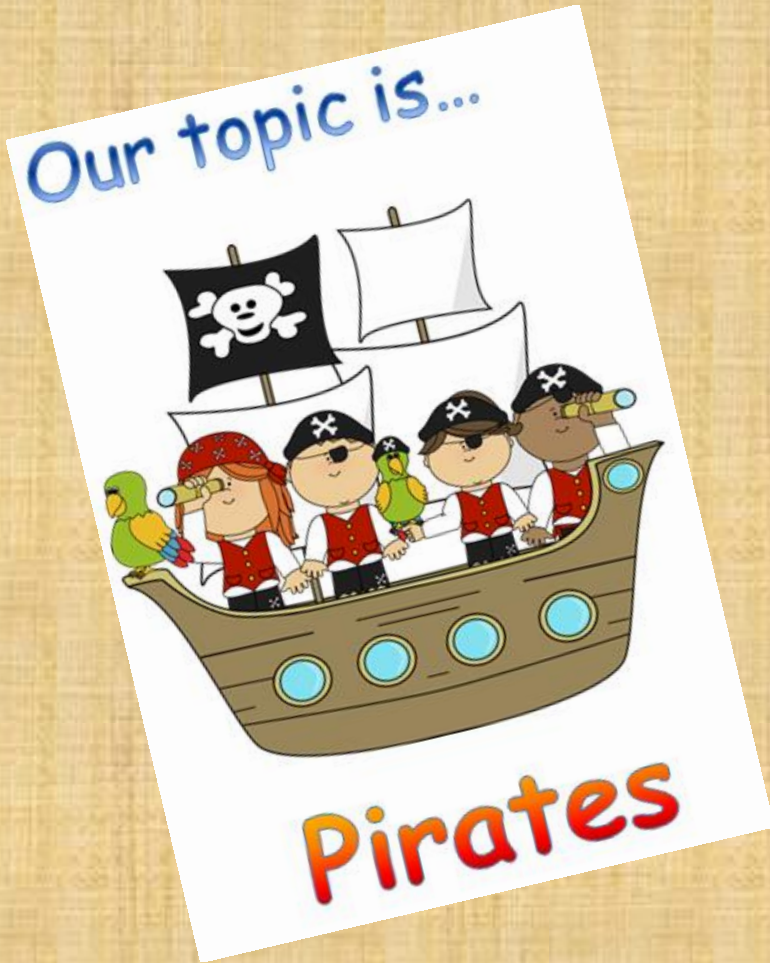
Year 1 children will be  
performing our Christmas  
Play on 13<sup>th</sup> and 14<sup>th</sup>  
December.

# Keeping you informed

- Notices on the classroom windows.
- Letters home via parent mail.
- Parent's appointments on **Tuesday at 2.45pm**. A telephone appointment can be arranged if you are unable to come into school.
- Notes in reading records.
- PE and Library change days displayed on door.
- School website.



# Learning at home



# Clubs



We have French club, Football club and Wild Things during the school year after school. Judo club is available before school on a Monday.

A wrap around childcare called Koosa Kids is also available. They run our breakfast club from 7.45am and after school club until 6pm and can be booked on the Koosa Kids website.





# A few other things...

- Children are taken for short walks around the village. Please ensure you have signed and returned your consent form for this as we get walking fairly soon!



# Can you help?



We really appreciate the extra learning opportunities that parents can provide. If you are able to spare any time to hear children read, support a group or help on a trip then please chat to your class teacher.

\*You will need to obtain a DBS check to help in school - even if you had one last year\*

# Every child matters

Children learn at different rates and through different experiences. We are here to ensure the progress of every child whatever their ability. If you have any queries please make an appointment to see us.



